

Clear Skies iWorld Equity Fund L.P.

Invest with Meaning: A fund designed to achieve both competitive returns and positive impact by investing in companies and impact assets towards a sustainable economic system.

This document contains key information about the Clear Skies iWorld Global Equity Fund L.P. (the 'fund' or 'CSIWorld'). More information can be found in the Fund offering supplement, available upon request.

Contact the Portfolio Manager at +1(888) 707-1808, info@clearskiesinvest.com, or visit www.clearskiesinvest.com.

Before you invest in any fund, consider how the fund would work with your other investments and your tolerance for risk.

Investor Profile

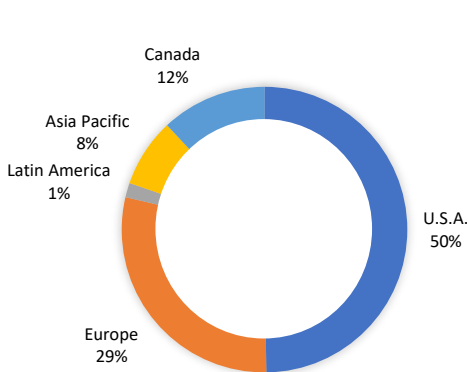
Accredited investors such as institutional or experienced individuals aiming to attain a dual goal for their capital: Competitive risk-adjusted returns and positive impacts.



Top 5 Positions as of March 31, 2026

Marvell Technology Inc	4%
CrowdStrike Holdings	3%
M&T Bank	3%
Danaher Corp	3%
DexCom Inc	3%

Geographic Allocation as of March 31, 2026



Impact Investment Strategy Features

- Global public equity strategy
- Open-ended fund, actively-managed
- Impact-first for sourcing investment ideas
- Impact measurement of performance towards the United Nations Sustainable Development Goals (SDGs)
- Rigorous securities analysis to identify high-quality companies
- Well-diversified selection of securities across all sectors
- Value-driven long-term investment horizon
- Managed with the help of the Clear Skies Investment Committee

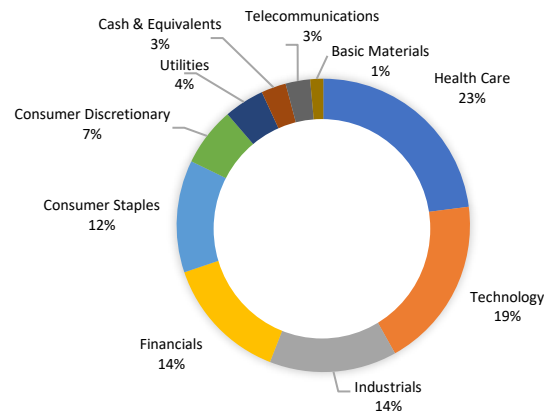


Quick Facts (Class L1 Units)

Launch Date	October 11, 2022
Liquidity/Valuation	Daily liquidity and valuation
NAV/unit	\$14.97 as of (March 31, 2026)
Number of Holdings	48
Investment Horizon	5 years
Portfolio Manager	Clear Skies Investment Management Inc.
General Partner	PGEQ LON GP Inc.
Fund Manager (IFM)	Innocap Investment Management Inc.
Custodian	The Northern Trust Company
Administrator	Apex Fund Services
Minimum Investment	\$150,000, \$150,000 subsequent
Declining Fee schedule	0.90% for the first 1M
MER at the Fund level*	0.62%

*Total Annual Operating Expenses / Total Fund Assets

Sector allocation as of March 31, 2026



The asset allocation, top positions, sector allocation and geographic exposure represent a snapshot of the Fund's investments as of the date of this report. The fund's investments may change over time.

Returns as of March 31, 2026

	1 month	3 months	6 months	1 year	3 years Annualized	Annualized Since inception Nov/2022***
Clear Skies iWorld Global Equity Fund*	-5.20%	-4.13%	-0.85%	11.89%	9.79%	11.29%
iShares MSCI Global Sustainable Development Goals ETF**	-2.76%	0.22%	0.99%	14.11%	5.16%	7.62%
iShares MSCI ACWI ETF **	-4.97%	-1.34%	0.45%	16.79%	18.26%	20.91%

* Total performance in CAD
 ** Total performance in CAD: Index returns are for illustrative purposes only. Indices are unmanaged and one cannot invest directly in an index.
 Past performance does not guarantee future results.
 *** Inceptions set to Nov 2022 for comparison purposes with the ACWI benchmark

Clear Skies iWorld Equity Fund L.P.

Invest with Meaning: A fund designed to achieve both competitive returns and positive impact by investing in companies and impact assets towards a sustainable economic system.

Analysis as of December 31, 2025

The current analysis is compared against the MSCI ACWI global equity index. The index is designed to represent performance of the full opportunity set of large- and mid-cap stocks across 23 developed and 24 emerging markets.

Clear Skies Themes	% of Portfolio
Preserving the Planet	17%
Shared Prosperity	14%
Fundamental Human Needs	45%
Smart & Resilient Infrastructure	17%
Sustainable Energy & Climate Action	5%

Note: **Coverage 97.7% of portfolio.** Includes all securities except cash. All SDG related scores are done inhouse by CS SDG alignment method and the CS Impact Radar tool.

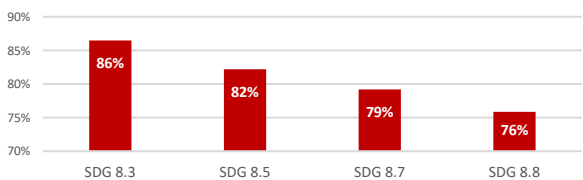
SDG Goal Score (%) of the portfolio (Dec 31, 2025)



Legend for SDG Goal Scores: SDG 1 (Blue), SDG 2 (Orange), SDG 3 (Grey), SDG 4 (Yellow), SDG 5 (Light Blue), SDG 6 (Green), SDG 7 (Dark Blue), SDG 8 (Brown), SDG 9 (Dark Grey), SDG 10 (Light Yellow), SDG 11 (Dark Blue), SDG 12 (Green), SDG 13 (Blue), SDG 14 (Orange), SDG 15 (Grey), SDG 16 (Yellow).

The SDG Goal scores of the portfolio are an average of all the companies that disclosed sustainability information in the equity portion of the fund. For example, a score of 83 for SDG 8 indicates that, on average, the companies in the Fund are surpassing 83% of their peers with regards to their performance on SDG 8 alignment.

Example of SDG Target Scores (%) of SDG 8 (Dec 31, 2025)



SDG 8.5 (Decent Work & Equal Pay): Promote fair wages and equal pay; SDG 8.7 (Modern Slavery): Eliminate forced labour and child labour; SDG 8.8 (Labour Rights & Safety): Protect labour rights and ensure safe workplaces; SDG 8.3 (Job Creation): Support decent job creation and workforce development.

Portfolio Climate-Related Policy and Target Disclosure (Coverage 96.3% of portfolio)

Environmental Investments Initiatives

Does the company report on making proactive environmental investments or expenditures to reduce future risks or increase future opportunities?

CSiWorld
MSCI ACWI

32%
40%

Targets Emissions

Has the company set targets or objectives to be achieved on emission reduction?

83%
89%

Emissions Policy

Does the company have a policy to improve emission reduction?

94%
96%

Sustainability Compensation Incentives

Is the senior executive's compensation linked to CSR/H&S/Sustainability targets?

62%
68%

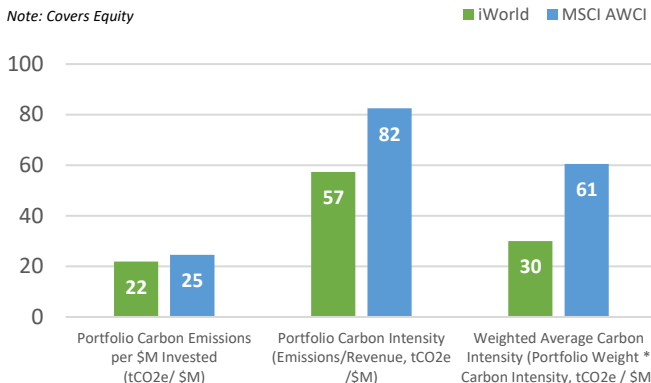
Targets Diversity and Opportunity

Has the company set targets or objectives to be achieved on diversity and equal opportunity?

55%
49%

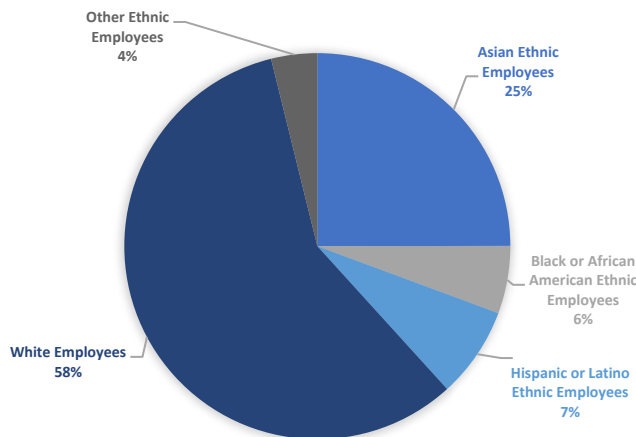
Portfolio Carbon Footprint vs Benchmark (Scope 1 & 2 Emissions)

Note: Covers Equity

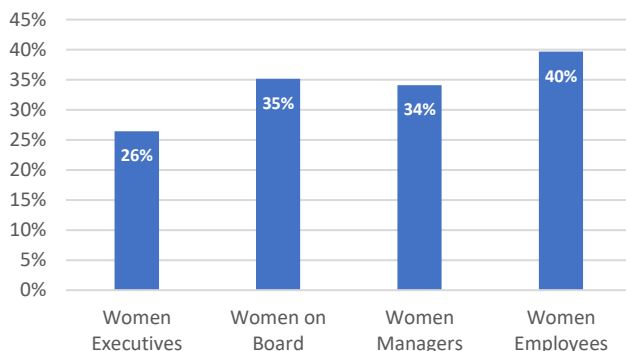


*Coverage is 90.8% of CSIWorld for scope 1 & 2 emissions

Ethnic Representation in the portfolio (December 31, 2025)



Gender Diversity in the portfolio (December 31, 2025)



Clear Skies iWorld Equity Fund L.P.

Invest with Meaning: A fund designed to achieve both competitive returns and positive impact by investing in companies and impact assets towards a sustainable economic system.

Important Information

This publication is confidential and is intended for your personal use only. It may not be reproduced or redistributed, in whole or in part, under any circumstances without the prior written consent of Clear Skies Investment Management ("Clear Skies" or the "Firm") and Innocap Investment Management Inc. ("Innocap"), together the "Partners". The Partners believe that the information disclosed in this publication is reliable, but it cannot guarantee its reliability or completeness and cannot be held responsible for any damage, direct or indirect, suffered as a result of its use. The Partners' returns disclosures align with the CFA INSTITUTE-GIPS standards. Investment performance returns for the present document are stated to have been prepared in accordance with CFA INSTITUTE-GIPS standards.

The information and opinions included in this publication are for informational purposes only and may vary depending on the market conditions and economic conditions on which they are based. This publication should not be considered a solicitation to buy or an offer to sell any securities or any other product or service, addressed to any person residing in a jurisdiction where such a solicitation or offer would be prohibited under the applicable laws. Past performance is not a reliable indicator of future performance. The value of investments and the income from them may go down as well as up. You may not get back the amount you invested. Please review the fund's offering documentation before making any investment. Capitalized terms that are used in this document but are not defined herein have the meanings provided in the offering documentation.

The information presented in this document is not intended for persons that are citizens of, domiciled or resident in, or entities registered in a country or jurisdiction in which its distribution, publication, provision or use would violate current laws and regulations. In Canada, the distribution of this document and any other document relating to the distribution or marketing of any investment in the Fund, is made and will be made only to accredited investors (as defined in National Instrument 45-106 – Prospectus Exemptions) or pursuant to another applicable prospectus exemptions. This document is not an offering memorandum, prospectus, advertisement, or public offering of any financial instrument. All information contained in this document regarding the Fund is qualified in its entirety by the information contained in the offering memorandum prepared in connection with the distribution of the Fund and the constituting documents establishing the Fund (the "Offering Documents"). Investment objectives, risks, charges, and expenses should be considered carefully. This and other important information can be found in, and is subject to the Offering Documents. Should any of the descriptions or terms in this document be inconsistent with the Offering Documents, the Offering Documents shall prevail.

By receiving a copy of this document, you agree to be bound by the foregoing limitations.

Additional information is available upon request.