

Clear Skies Balanced Impact Fund

Invest with Meaning: A fund designed to achieve both competitive returns and positive impact by investing in companies and impact assets towards a sustainable economic system.


This document contains key information about the Clear Skies Balance Impact Fund ("CSBIF" or the "Fund"). More information can be found in the Fund offering memorandum, available upon request.

Contact the Portfolio Manager at +1(888) 707-1808, info@clearskiesinvest.com, or visit www.clearskiesinvest.com.

Before you invest in any fund, consider how the fund would work with your other investments and your tolerance for risk.

Investor Profile

Accredited investors such as institutional or experienced individuals aiming to create a dual goal for their capital: Competitive risk-adjusted returns and positive impacts.



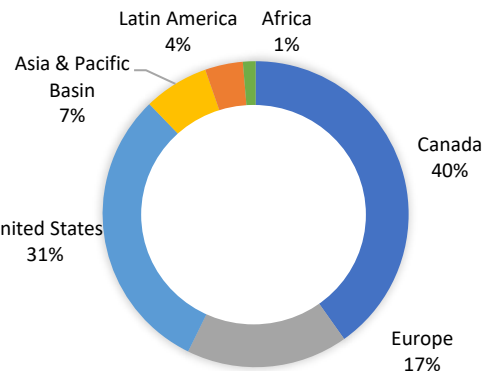
Top 5 Public Equity Positions as of Mar 31, 2026

Marvell Technology Inc.	2%
American Water Works Inc.	1%
Kimberly-Clark Corp.	1%
CrowdStrike Holdings Inc.	1%
Danaher	1%

Asset Allocation as of March 31, 2026

Cash and Equivalents	2%
Fixed Income (CAD and USD)	39%
Canadian Equities	7%
Foreign Equities	40%
Canadian REITS	3%
LT Private Investments	4%
Other Investments (Can. Preferred)	5%
Total	100%

Geographic Allocation as of March 31, 2026



The geographic allocation reflects exposure across both equity and fixed income investments.

Fund Fees and FundSERV Codes

Advisory fees are series expenses attributable to that series:

Series	Fees	FundSERV
Series F	0.9%	MAJ331
Series FU (US\$)	0.9%	MAJ337

IFM's management fee of 0.2% is applied for all series

For other series, please request the offering memorandum

The asset allocation, top positions, geographic exposure and sector allocation represent a snapshot of the Fund's investments as of the date of this Fund's fact document. The Fund's investments may change over time.

Impact Investment Strategy Features

- Actively managed and open-ended impact fund
- Impact-first for sourcing investment ideas
- Impact measurement of performance towards the United Nations Sustainable Development Goals (SDGs)
- Rigorous securities analysis to identify high-quality companies
- Well-diversified selection of securities across sectors
- Active management and active-ownership strategies
- Value-driven long-term investment horizon
- Managed with the help of the Clear Skies Investment Committee

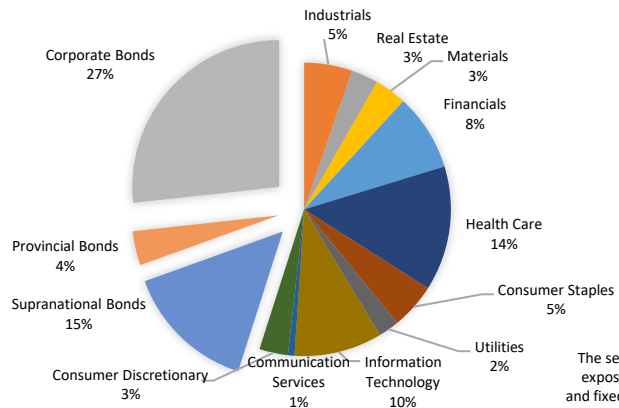


Quick Facts (Series C units – No Investment Advisory Fees)

Launch Date	January 1, 2022
Liquidity/Valuation	Monthly liquidity and monthly valuation
NAV/unit	\$10.58 (as of March 31, 2026)
Number of Holdings	80 (including fixed income)
Investment Horizon	5 years
Portfolio Manager	Clear Skies Investment Management
Fund Manager (IFM)	Majestic Asset Management
Distributions	The Fund aims for an annual 4% distributed quarterly
Minimum Investment	\$25,000, \$10,000 subsequent
MER at the Fund level*	1.06%

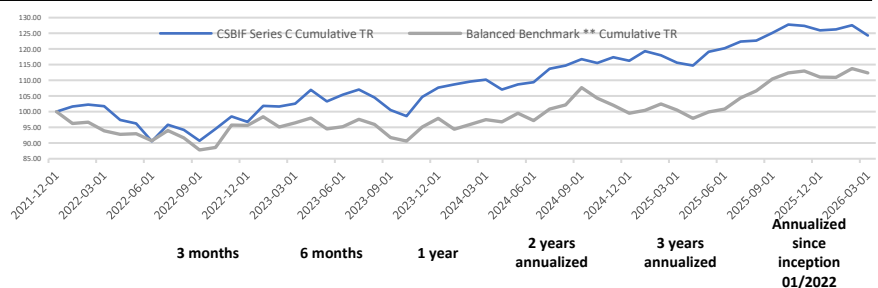
*Total Annual Operating Expenses / Total Fund Assets

Sector Allocation as of March 31, 2026



The sector allocation reflects exposure across both equity and fixed income investments.

Returns as of March 31, 2026



Series	3 months	6 months	1 year	2 years annualized	3 years annualized	Annualized since inception 01/2022
CSBIF	-1.32%	-0.67%	7.46%	6.20%	6.60%	5.25%
Balanced Benchmark**	1.19%	1.74%	11.84%	7.38%	5.21%	2.79%

* Series C in CAD with distributions (there is no advisory fee in the Fund on series C).

** A blended benchmark composed of RBC Canadian Money Market Fund (5%), iShares MSCI Global Sustainable Development Goal ETF (75%) and the iShares ESG Canadian Aggregate Bond Index ETF (20%).

Historical performance is not indicative of future returns. See "Important Information" below for details.

Clear Skies Balanced Impact Fund

Invest with Meaning: A fund designed to achieve both competitive returns and positive impact by investing in companies and impact assets towards a sustainable economic system.

Analysis as of December 31, 2025

The current analysis covers the equity and REIT portion of the portfolio where data is available, is benchmarked against the MSCI ACWI global equity index. The index is designed to represent performance of the full opportunity set of large- and mid-cap stocks across 23 developed and 24 emerging markets.

Clear Skies Themes	% of Portfolio
Preserving the Planet	17%
Shared Prosperity	31%
Fundamental Human Needs	25%
Smart & Resilient Infrastructure	11%
Sustainable Energy & Climate Action	14%

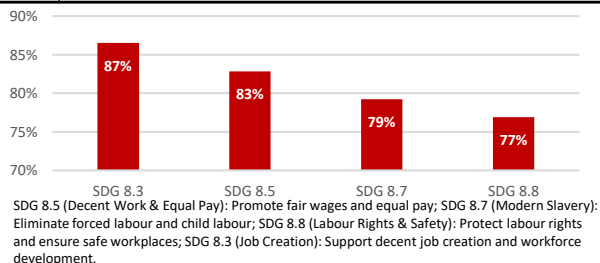
Note: Covers 99% of portfolio Includes all public securities except cash equivalents.

The Portfolio's Impact Radar Scores per SDG (December 31, 2025)



The SDG Goal scores of the portfolio are an average of all the companies that disclosed sustainability information in the equity portion of the Fund. A score of 74 for SDG 3 indicates that on an average, the companies in the Fund are at the 74th percentile among their peers with regards to their performance on SDG 3 alignment.

Example of SDG Target Scores (%) of SDG 8 (December 31, 2025)



SDG 8.5 (Decent Work & Equal Pay): Promote fair wages and equal pay; SDG 8.7 (Modern Slavery): Eliminate forced labour and child labour; SDG 8.8 (Labour Rights & Safety): Protect labour rights and ensure safe workplaces; SDG 8.3 (Job Creation): Support decent job creation and workforce development.

Portfolio Climate-Related Policy and Target Disclosure (Covers equity only – 48% of portfolio)

Environmental Investment Initiatives

Does the company report on making proactive environmental investments or expenditures to reduce future risks or increase future opportunities?

CSBIF	34%
MSCI ACWI	40%

Targets Emissions

Has the company set targets or objectives to be achieved on emission reduction?

CSBIF	82%
MSCI ACWI	89%

Emissions Policy

Does the company have a policy to improve emission reduction?

CSBIF	94%
MSCI ACWI	96%

Sustainability Compensation Incentives

Is the senior executive's compensation linked to CSR/H&S/Sustainability targets?

CSBIF	64%
MSCI ACWI	68%

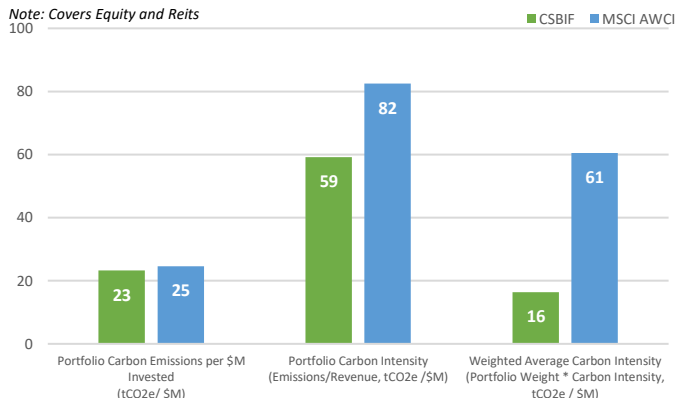
Targets Diversity and Opportunity

Has the company set targets or objectives to be achieved on diversity and equal opportunity?

CSBIF	54%
MSCI ACWI	49%

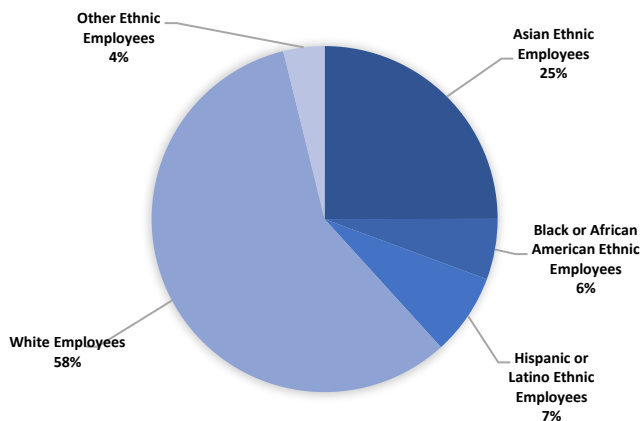
Portfolio Carbon Footprint vs Benchmark (Scope 1 & 2 Emissions)

Note: Covers Equity and Reits

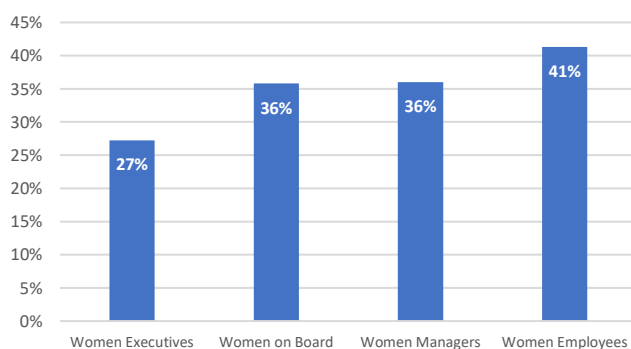


*Coverage is 44.1% of CSBIF for scope 1 & 2 emissions

Ethnic Representation in the portfolio (December 31, 2025)



Gender Diversity in the Portfolio (December 31, 2025)



Clear Skies Balanced Impact Fund

Invest with Meaning: A fund designed to achieve both competitive returns and positive impact by investing in companies and impact assets towards a sustainable economic system.

Important Information

This document is for informational purposes only and is not intended as a recommendation or an offer or solicitation for the purchase or sale of securities. The information contained herein is in summary form for convenience of presentation. It is not complete, and it should not be relied upon as such.

The information set forth herein was gathered from various sources which Majestic Asset Management LLC and Clear Skies Investment Management ("Clear Skies" or "the Firm") believe but may not have been able to independently verify and do not guarantee, to be accurate. The Firm's returns disclosures align with the CFA INSTITUTE-GIPS standards. Investment performance returns for the present document are stated to have been prepared in accordance with CFA INSTITUTE-GIPS standards. This document is provided to you on the understanding that, as an accredited investor, you will understand and accept its inherent limitations and you will not rely on it in making or recommending any investment decision. Any investment in a private fund, including the **Clear Skies Balanced Impact Fund (the "Fund")**, is subject to various risks; such risks should be carefully considered by prospective investors before they make any investment decision. Please refer to the Fund's offering memorandum for more information of the risks related to an investment in the Fund. The information in this document should not be considered legal, tax, investment, financial, or any other professional advice and each prospective investor should obtain its own legal, tax, investment, financial, or any other professional advice before investing in a private fund. An investment in the Fund is not guaranteed, its value changes frequently, and past performance may not be repeated. Investment losses do and may occur, and investors could lose some or all of their investment in the Fund. Commissions, fees, and expenses may be associated with Fund investments.

This document reflects general information about the Fund. There can be no assurance that any information included herein will not change or be adjusted to reflect the environment in which the Fund will operate. Historic performance is not indicative of future returns. Conclusions and opinions do not guarantee any future event or performance. Majestic Asset Management LLC, and Clear Skies Investment Management are not liable for any errors or omissions in the information or for any loss or damage suffered. Investments in the Fund has not been and will not be recommended or approved by any Canadian or provincial securities commission or regulatory authority. The foregoing authorities have not passed upon the accuracy or determined the adequacy of this summary.

The information presented in this document is not intended for persons that are citizens of, domiciled or resident in, or entities registered in a country or jurisdiction in which its distribution, publication, provision or use would violate current laws and regulations. In Canada, the distribution of this document and any other document relating to the distribution or marketing of any investment in the Fund, is made and will be made only to accredited investors (as defined in National Instrument 45-106 – Prospectus Exemptions) or pursuant to another applicable prospectus exemptions. This document is not an offering memorandum, prospectus, advertisement, or public offering of any financial instrument. All information contained in this document regarding the Fund is qualified in its entirety by the information contained in the offering memorandum prepared in connection with the distribution of the Fund and the constituting documents establishing the Fund (the "Offering Documents"). Investment objectives, risks, charges, and expenses should be considered carefully. This and other important information can be found in, and is subject to the Offering Documents. Should any of the descriptions or terms in this document be inconsistent with the Offering Documents, the Offering Documents shall prevail.

By receiving a copy of this document, you agree to be bound by the foregoing limitations.

Additional information is available upon request.